



# Mick Hoy's Recipe For Boiled Cabbage

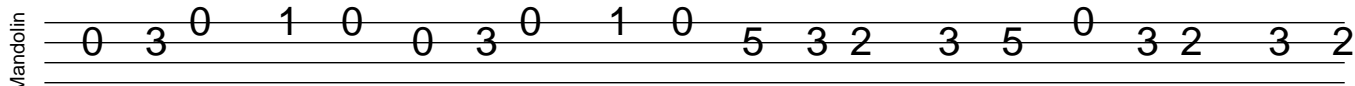
mandolintab.net





Mandolin




Mandolin



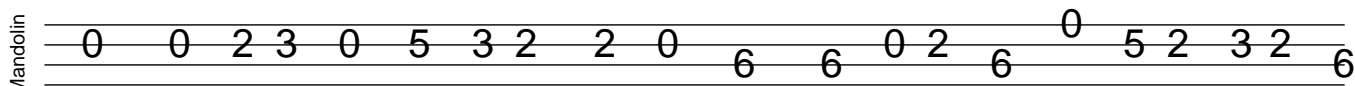
Mandolin




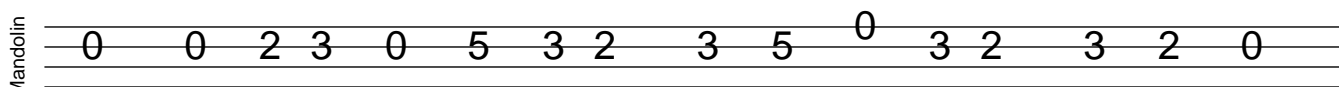
Mandolin




Mandolin



Mandolin



Mandolin



Musical staff with treble clef. Notes: G4 (quarter), A4 (quarter), B4 (quarter), C5 (quarter), B4 (quarter), A4 (quarter), G4 (quarter), F#4 (quarter), G4 (quarter), A4 (quarter), B4 (quarter), C5 (quarter), B4 (quarter), A4 (quarter), G4 (quarter), F#4 (quarter), G4 (quarter), A4 (quarter), B4 (quarter), C5 (quarter), B4 (quarter), A4 (quarter), G4 (quarter). There are triplets over the last three notes of the first two phrases: G4-A4-B4 and G4-A4-B4.

Mandolin

Fretboard diagram for mandolin. Fingering: 5, 3, 5, 3, 1, 1, 0, 6, 0, 5, 2, 5, 2, 5, 2, 3, 5, 3, 2, 3, 2, 0, 2, 0.

Musical staff with treble clef. Notes: G4 (quarter), A4 (quarter), B4 (quarter), C5 (quarter), B4 (quarter), A4 (quarter), G4 (quarter), F#4 (quarter), G4 (quarter), A4 (quarter), B4 (quarter), C5 (quarter), B4 (quarter), A4 (quarter), G4 (quarter), F#4 (quarter), G4 (quarter), A4 (quarter), B4 (quarter), C5 (quarter), B4 (quarter), A4 (quarter), G4 (quarter). There is a triplet over the last three notes: G4-A4-B4. A first ending bracket is over the final two notes: G4-A4.

Mandolin

Fretboard diagram for mandolin. Fingering: 5, 3, 5, 3, 1, 1, 0, 6, 0, 5, 2, 5, 2, 5, 2, 3, 0.

Musical staff with treble clef. Notes: G4 (quarter), A4 (quarter), B4 (quarter), C5 (quarter).

Mandolin

Fretboard diagram for mandolin. Fingering: 0.